

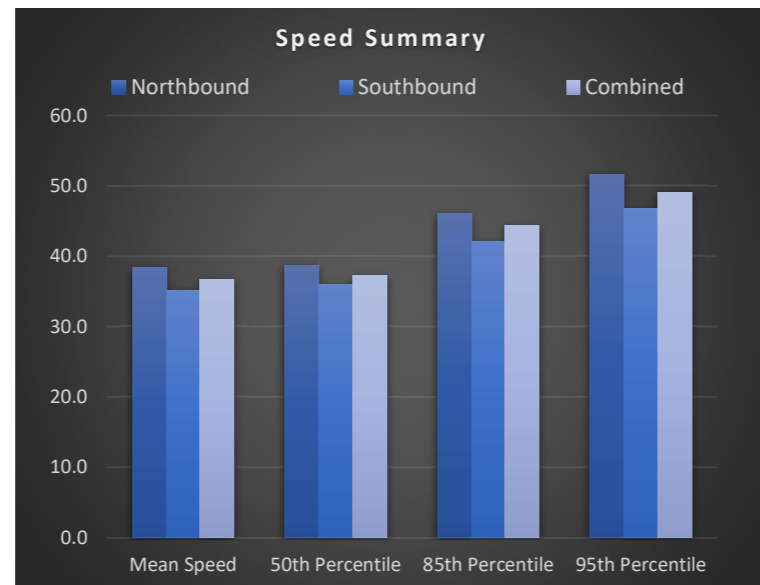
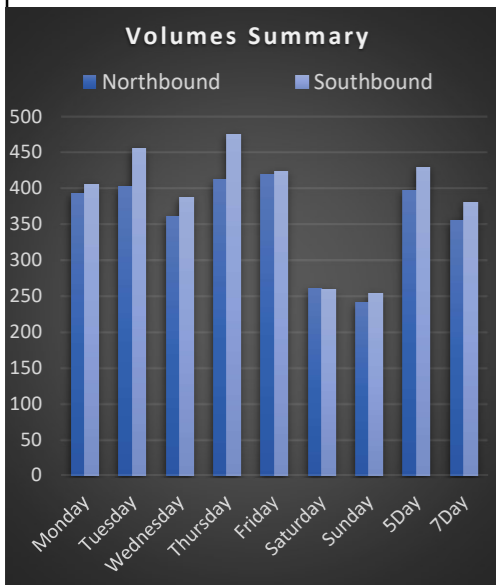
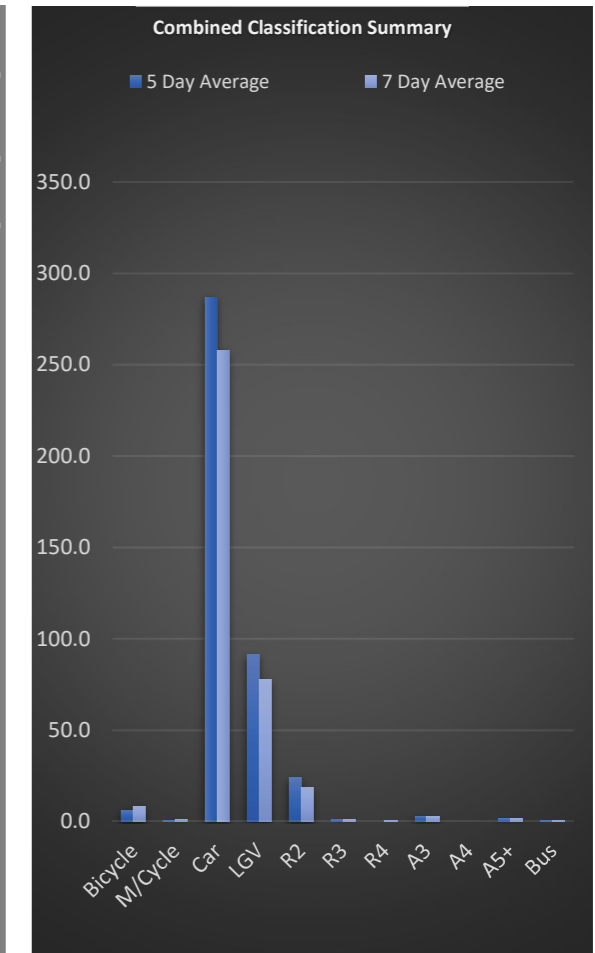


Client Wiltshire Council
Project No 0237-033
Site No 003
Site Name Withy Bed
Easting 406382
Northing 406382
Start Date Mon 10 Jan 22
Duration 7 Days
Speed Limit 40
Classification Dft 2010 with COBA

Volume Summary			
Direction	5 Day Average	7 Day Average	Weekly Total
Northbound	397.4	355.4	2488
Southbound	429.6	380.1	2661
Combined	827.0	735.6	5149

Speed Summary					
Direction	Mean Speed	50th Percentile	85th Percentile	95th Percentile	% Vehicles Exceeding PSL
Northbound	38.4	38.8	46.15	51.7	43.2%
Southbound	35.2	36.0	42.16	46.8	23.9%
Combined	36.7	37.3	44.36	49.1	33.2%

Classification Summary									
	Northbound			Southbound			Combined		
	5 Day Average	7 Day Average	Weekly Total	5 Day Average	7 Day Average	Weekly Total	5 Day Average	7 Day Average	Weekly Total
Bicycle	5.2	7.0	49	7.0	9.3	65	6.1	8.1	114
M/Cycle	0.2	1.1	8	0.6	0.9	6	0.4	1.0	14
Car	255.4	231.9	1623	318.0	284.0	1988	286.7	257.9	3611
LGV	105.4	90.7	635	77.2	64.9	454	91.3	77.8	1089
R2	26.0	20.0	140	22.0	16.7	117	24.0	18.4	257
R3	0.6	0.6	4	1.0	0.9	6	0.8	0.7	10
R4	0.0	0.0	0	0.0	0.1	1	0.0	0.1	1
A3	3.4	3.0	21	2.2	1.9	13	2.8	2.4	34
A4	0.0	0.0	0	0.0	0.0	0	0.0	0.0	0
A5+	1.2	1.1	8	1.4	1.4	10	1.3	1.3	18
Bus	0.0	0.0	0	0.2	0.1	1	0.1	0.1	1



Notes

—

